



# PAREDE E SOLEIRA • Wall and Bottom

NÚMERO DE TIJOLOS POR m<sup>2</sup> • Number of Bricks per m<sup>2</sup>  
Espelho • Mirror Wall




229X114X76 229X114X63 229X114X51 229X114X32  
38,3 38,3 38,3 38,3

NÚMERO DE TIJOLOS POR m<sup>2</sup> • Number of Bricks per m<sup>2</sup>  
Meio Tijolo • Half Brick Wall




229X114X76 229X114X63 229X114X51  
57,5 69,3 85,6

NÚMERO DE TIJOLOS POR m<sup>2</sup> • Number of Bricks per m<sup>2</sup>  
Um Tijolo • One Brick



229X114X76 229X114X63 229X114X51  
114,9 138,6 171,2


NÚMERO DE TIJOLOS POR m<sup>2</sup> • Number of Bricks per m<sup>2</sup>  
Um Tijolo e Meio • One and Half Brick



229X114X76 229X114X63 229X114X51  
172,2 207,9 256,8


## SOLEIRAS PARA FORNOS • Furnace Bottom

Espessura da Soleira • Bottom Thickness



mm	229X114X63	229X114X76	229X152X76	229X171X76	229X229X76
63	38,3				
76		38,3	28,7	25,6	19,0
114	69,3	57,4			
152			57,4		
171				57,4	
229	139,2	115,4	86,6	77,0	57,4

Espessura da Soleira • Bottom Thickness



mm	305X114X76	305X152X76	305X229X76	343X114X76	343X152X76
76	28,8	21,6	14,3	25,6	19,2
114	43,1			38,4	
152		43,1			38,4
171					
229			43,1		
305	115,4	86,6	57,4		
343				115,4	86,6